

## MST IPA Inside Polishing Attachment

MST-IPA (Lite & Strong)




### Description

A tool for polishing and rectification on conventional lathes. A safe way to polish and deburr inner tubes.


## Details

The tool is fixed to the existing toolpost of the conventional lathes. It allows polishing and rectification operations of inner tubes on conventional lathes. This tool is designed to fit the different diameters of parts polished. It also allows quick change flap wheel.



**START:** PUSH and RIGHT TURN

**STOP:** PUSH and LEFT TURN



**AIR POWER:** Connect to the PNEUMATIC system with Min. 90 PSI




**LOCKED Head:** SCREW


**RELEASED Head:** UNSCREW

## USE POSITIONING

The initial position: Start the lathe chuck in a counterclockwise direction (for normal processing) and start the internal sanding tool, gently closing to the working position as illustrated below



Initial position



Working position/h5>

## TECHNICAL DETAILS

Product code	Min. Pressure	Length	Capacity/Flap wheel	RPM	HP
<b>MST-IPA (Lite)</b>	90 Psi	12"	1" to 1,5" Dia.	20000	0,4
<b>MST-IPA (Strong)</b>	90 Psi	12"	1.5" to 3" Dia.	20000	1,0